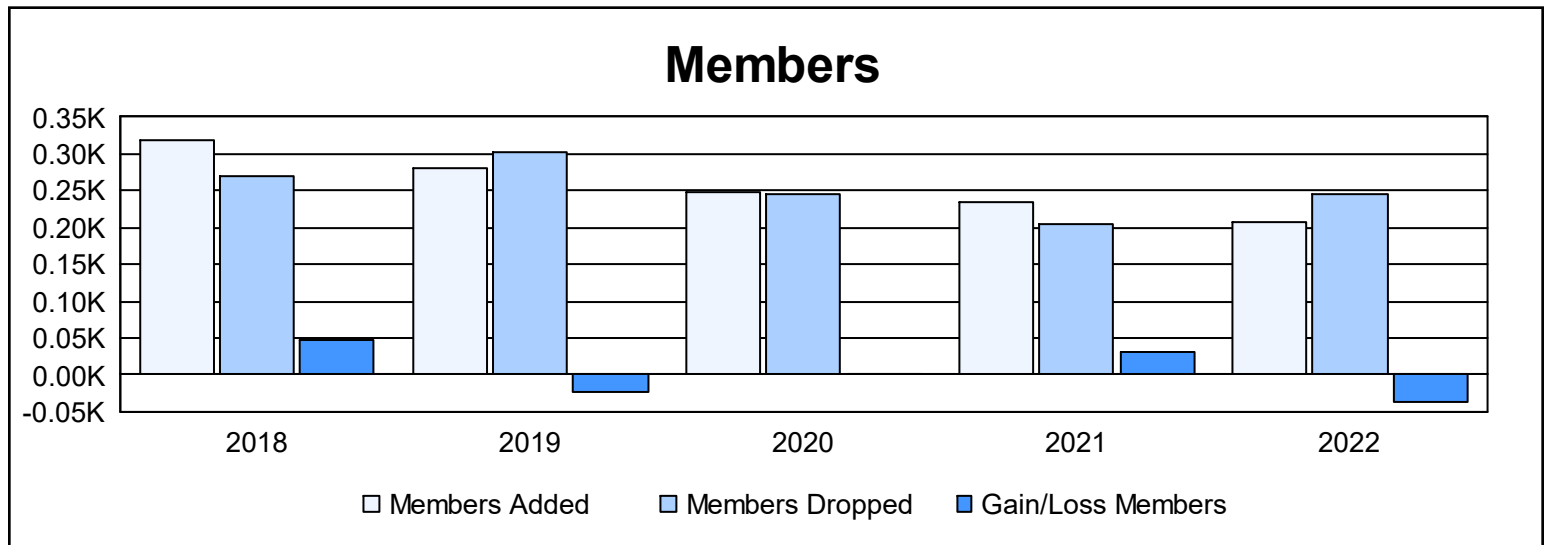
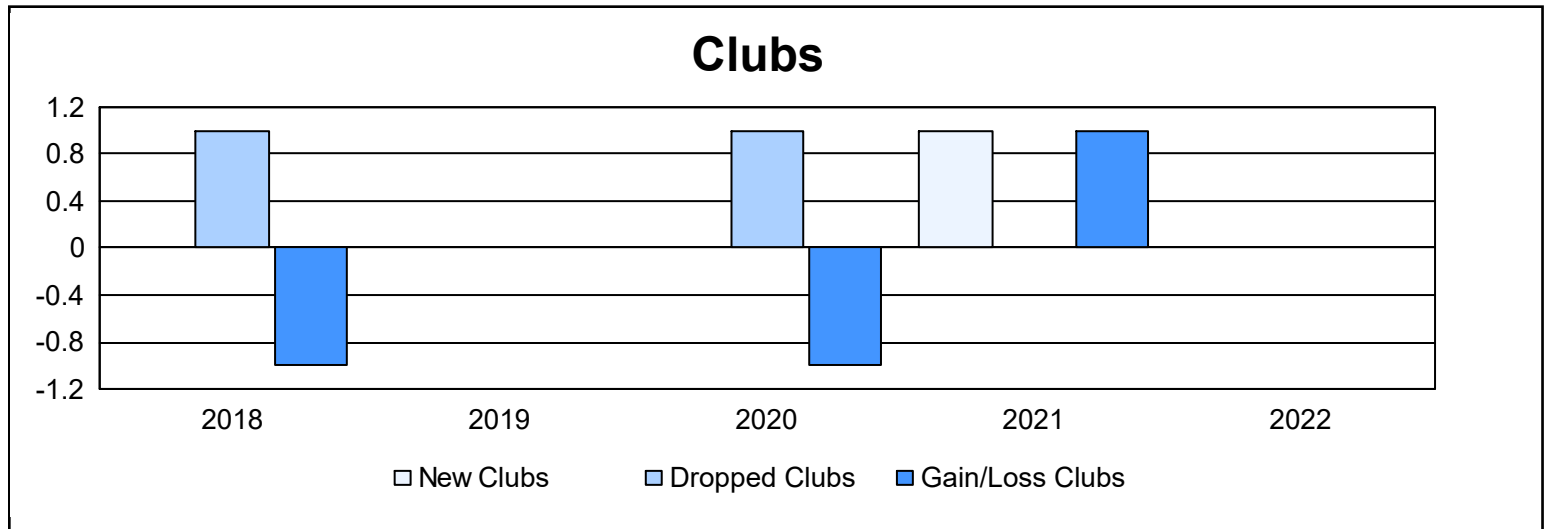
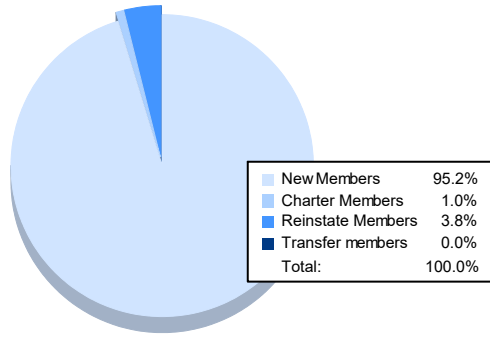


| Year | New Clubs | Dropped Clubs | Gain/ Loss Clubs | New Members | Charter Members | Reinstate Members | Transfer Members | Total Member Added | Total Members Dropped | Gain/ Loss Members |
|----------------|-----------|---------------|------------------|-------------|-----------------|-------------------|------------------|--------------------|-----------------------|--------------------|
| 2017-2018 | 0 | 1 | -1 | 309 | 0 | 9 | 0 | 318 | 271 | 47 |
| 2018-2019 | 0 | 0 | 0 | 272 | 3 | 3 | 2 | 280 | 302 | -22 |
| 2019-2020 | 0 | 1 | -1 | 233 | 3 | 10 | 1 | 247 | 245 | 2 |
| 2020-2021 | 1 | 0 | 1 | 193 | 36 | 6 | 0 | 235 | 205 | 30 |
| 2021-2022 | 0 | 0 | 0 | 198 | 2 | 8 | 0 | 208 | 246 | -38 |
| Average | 0 | 0 | 0 | 241 | 9 | 7 | 1 | 258 | 254 | 4 |



Membership Composition June 2022 Cumulative



Gender Composition June 2022 Cumulative

